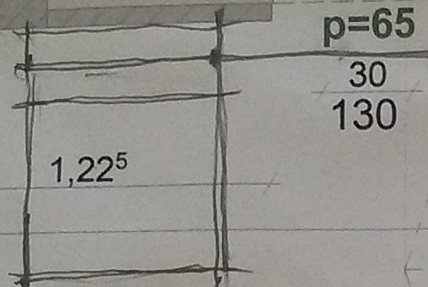


5<sup>5</sup> 45  
1,13

6  
2,39  
6  
50  
6  
6  
1,72  
6  
6  
25



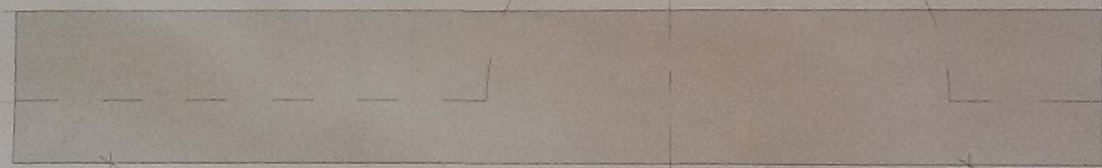
p=65  
30  
130

**SC. INTERIOARA**

C2.SI.02	
S:	15,5 m <sup>2</sup>
P:	1.762,00 cm
H:	2,98 cm
Pard: Mozaic	

**-2.98**

84  
2.25



3,55

84

1,85

1,50  
2.25

2,03

62  
26  
1,40

2,90

225

U07'

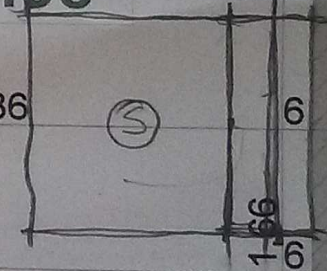
12 11 10 9 8 30  
p= -54  
130

20 trepte  
15 x variabil

**casa scarii**  
D18  
A: 16.8 m<sup>2</sup>  
P: 1,888.0 cm

**-2.98**

1,86



6  
5  
3,07  
4  
3  
6  
2  
1  
6  
6  
1,66